



MMIS STATUS AND DATA ACCESS

Roger Buchanan

Division of Information Analysis
and Technical Assistance, CMS

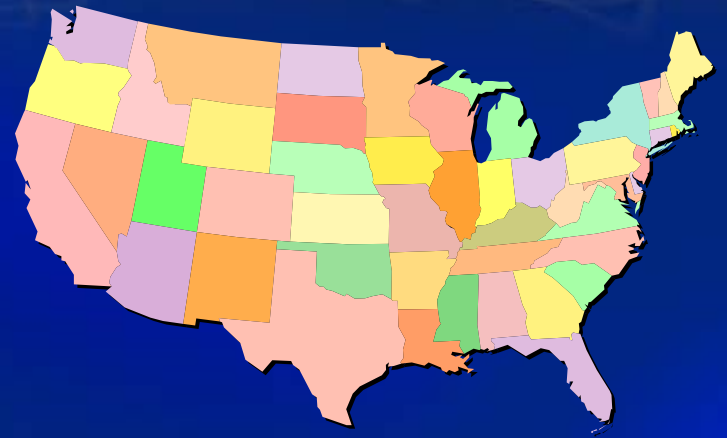
MMIS Conference Sept, 2008

Nashville, Tennessee

CENTERS FOR MEDICARE & MEDICAID SERVICES CENTERS FOR MEDICARE & MEDICAID SERVICES CENTERS FOR MEDICARE



Medicaid Statistical Information System (MSIS)



- REQUIRED STATE REPORTING SINCE 1999
- PRIMARY FEDERAL SOURCE OF MEDICAID PROGRAM INFORMATION
- QUARTERLY TAPE SUBMITTALS FOR ENROLLMENT AND CLAIMS
- 1000+ FILES AND 3 BILLION CLAIMS RECORDS TO CMS EACH YEAR



MSIS ISSUES


- DATA CURRENCY
- DATA QUALITY
- INFORMATION ACCESS
- CHANGES COMING...





STATE REPORTING CURRENCY

- FY 2006 JUST FINISHING UP
- FY 2007 WAS DUE FEBRUARY 2008
- ABOUT HALF STATES WITH 2007 FILES OUTSTANDING
- MAKING PROGRESS, BUT DEMAND FOR CURRENT DATA IS GROWING
 - NEW ADMINISTRATION COMING
 - PERCEPTION THAT MMIS IS NOT COST-EFFECTIVE





DATA QUALITY



- PROCESS INVOLVES:
 - CMS – FILE EDITS
 - MATHEMATICA POLICY RESEARCH – FILE CONTENT ANALYSIS
- COMMON ISSUES
 - MISSING POPULATIONS OR CLAIMS
 - MIS-ALIGNED IDENTIFIERS
 - AGING CROSSWALKS
 - STATE STAFF TURNOVER



MSIS DATA ACCESS

- PHASED-IN PLANS FOR DATA ACCESS DEVELOPMENT
 - SUMMARY STATISTICAL MART ON WEB
 - DRUG SUMMARY MART ON WEB
 - PERSON SUMMARY MARTS LOADED
 - FUTURE MARTS FOR CLAIMS....



STATE SUMMARY MART

- HIGH LEVEL STATISTICS IN COGNOS POWERPLAY TOOL
- DRAG'N'DROP TABLE CREATION
- PRE-AGGREGATED / NO PRIVACY ISSUES
- 8 MEASURES BY 15 DIMENSIONS
- MONTHLY (ENROLLMENT) AND QUARTERLY STATISTICS
- AVAILABLE FOR 2002 THROUGH 2006



STATE SUMMARY WEB

- AVAILABLE TO THE PUBLIC USING A WEB BROWSER
 - <http://msis.cms.hhs.gov/>
- TO GET ACCESS OR TECHNICAL SUPPORT:
 - CONTACT CMS THROUGH:
 - Msis@cms.hhs.gov
 - BILL HOLLAND – 410-786-6443
 - SEE WEB INTRO PAGE FOR DOCUMENTATION , USER GUIDE AND TIPS

- 2005 Medicaid Quarterly State Summary
 - State
 - Period
 - AgeGrp
 - Race
 - Sex
 - MAS
 - BOE
 - DualElgbl
 - SCHIP
 - PgmType
 - PlanType
 - SrvCtgr
 - SrvCtgrType
 - ClmType
 - Adjustment Ind
 - MEASURES
 - Uniq Elgbls Cnt
 - Uniq Bene Cnt
 - Tot Clm Cnt
 - Tot Mdcd Pd Amt
 - Enctr Tot Clm Cnt
 - Uniq Enctr Bene Cnt
 - Uniq Enrles Cnt
 - Tot Days Care Cnt
 - Ip Dschrg Tot Cnt

State 2005 ANNUAL **AGE GROUPS **RACE ETHNICITIES **SEXES **MAS **BOE

MEASURES as values	Uniq Elgbls Cnt	Uniq Bene Cnt	Tot Clm Cnt	Tot Mdcd Pd Amt	Enctr Tot Clm Cnt	Uniq Enctr Bene Cnt	Tot Days Care Cnt	Ip Dschrg Tot Cnt
AK	130,250	125,168	6,852,817	\$1,003,770,833	1,687	1,443	481,711	17,195
AL	948,255	838,787	43,031,879	\$4,154,203,745	103,018	72,026	6,696,309	46,767
AR	734,959	977,121	42,837,170	\$2,662,444,329	0	0	5,494,515	108,007
AZ	1,451,207	1,202,991	26,343,385	\$4,449,323,164	43,965,937	1,112,983	355,341	41,962
CA	10,588,818	10,509,214	314,744,493	\$28,637,795,310	88,624,174	4,257,796	28,060,790	618,316
CO	535,404	593,039	28,132,138	\$2,594,543,653	0	0	3,999,778	62,532
CT	524,847	520,660	30,939,478	\$3,786,510,621	0	0	7,651,967	42,938
DC	165,704	157,714	6,480,868	\$1,315,816,541	0	0	1,578,410	25,523
DE	177,181	165,354	7,027,746	\$884,667,964	4,070,516	122,700	1,012,563	10,026
FL	2,996,864	3,166,071	129,429,311	\$13,154,453,435	0	0	19,786,405	369,742
GA	1,827,347	2,038,468	100,937,169	\$6,821,022,623	0	0	15,209,557	331,104
HI	229,773	223,933	6,317,227	\$930,959,220	4,646,520	169,130	1,322,264	16,553
IA	412,940	400,141	24,574,206	\$2,350,365,034	310,562	31,984	6,102,309	58,461
ID	220,863	200,571	11,844,403	\$1,072,200,804	0	0	1,442,397	27,490
IL	2,393,150	2,239,134	81,712,397	\$10,787,559,126	1,525,078	173,904	25,086,632	393,633
IN	1,019,871	984,302	49,519,658	\$4,780,358,965	6,477,825	430,377	12,194,981	119,869
KS	352,314	384,890	21,313,886	\$2,080,259,947	4,078,921	166,969	4,402,577	65,999
KY	845,090	856,566	51,039,111	\$4,043,630,633	8,156,238	198,740	6,470,125	98,075
LA	1,153,385	1,146,062	56,246,810	\$4,420,238,271	0	0	11,296,653	386,166
MA	1,211,742	1,110,475	62,352,679	\$8,308,261,026	0	0	16,836,473	76,736
MD	858,787	750,131	29,384,907	\$4,948,611,465	10,481,339	524,229	6,838,871	78,901
MI	1,854,408	1,856,006	65,394,755	\$7,654,273,978	0	0	11,320,894	120,625
MN	750,546	707,643	31,347,407	\$5,233,970,089	17,154,286	495,344	7,653,886	71,250
MO	1,206,971	1,156,308	60,821,980	\$5,263,004,188	9,409,835	444,558	10,519,016	129,101
MS	778,110	715,940	38,131,948	\$3,470,478,324	0	0	6,794,055	85,307
MT	115,150	116,315	7,267,400	\$600,000,110	21,524	0,000	1,000,000	21,000



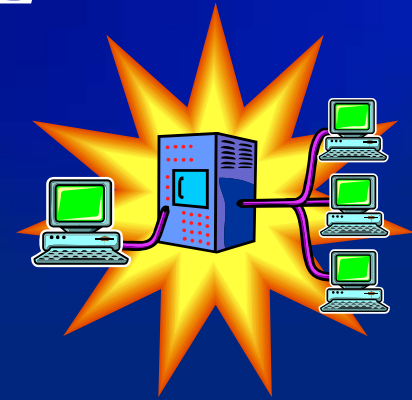
ANNUAL PERSON SUMMARY

- PERSON-BASED DATABASE / PRIVACY ISSUES
- UTILIZATION SUMMARIZED TO PERSON-LEVEL
- ADDS SPECIFIC CLINICAL CONDITION INDICATORS AND LOCAL (COUNTY) AREAS
- LARGE DATABASE WITH SLOWER RESPONSE TIME



MSIS CHANGES COMING

- WE'VE MINIMIZED CHANGE SINCE 1999
- NEED TO ADD FIELDS AND CHANGE RECORD LAYOUT IN FEBRUARY 2009
- PRIVACY/ENCRYPTION PROCESS
- MOVING TO ELECTRONIC FILE TRANSFER





RECORD LAYOUT CHANGE

- EFFECTIVE FOR FILES SUBMITTED AFTER FEB 15, 2009
- ELIGIBILITY RECORD DOES NOT CHANGE
- EXPAND CLAIMS RECORD LAYOUTS
 - ADD LENGTH FOR ICD-10
 - ADD ICN
- SMD LETTER ON SPECS - 08/09/2007
- CONTACT RON NORTH (410-786-5651) FOR DETAILS



SECURITY/PRIVACY

- CMS AND STATES BOTH DEALING WITH A NEW EMPHASIS ON SECURITY
- CMS NO LONGER SENDS OUT PERSONAL DATA WITHOUT ENCRYPTION
- SOME STATES ARE ALSO FACED WITH PRIVACY RESTRICTIONS
- WE NOW HAVE A MAIN FRAME ENCRYPTION PROCESS IN PLACE (PKWare SecureZip) WHICH IS A FREE PRODUCT FOR STATE USE

TAPE

- TAPE MEDIA AND DRIVES ARE BECOMING A PROBLEM AS STATES MOVE TO MID-TIER ENVIRONMENTS
- MANY BENEFITS TO ELECTRONIC FILE EXCHANGE
 - FASTER FILE TURNAROUND
 - ELIMINATE DEPENDENCE ON TAPE MEDIA.....
- NOW WORKING WITH PILOT STATES TO IMPLEMENT GENTRAN (OR CONNECT:DIRECT) FILE TRANSFERS



SO.....

- MSIS QUALITY AND TIMELINESS IS CRITICAL TO MEDICAID PROGRAM
- CHANGES COMING IN FEBRUARY 2009 TO CLAIMS FILES LAYOUT
- PRIVACY/ENCRYPTION IS AVAILABLE
- EFT IS COMING
- WE NEED TO CONTINUE OUR RELATIONSHIP WITH STATES TO KEEP THIS PROCESS VIABLE

