



# State of Tennessee

## eHealth Overview

### 2007 MMIS Conference



**Question:** What is the state's role in eHealth?

**Question:** What is the Medicaid agency's role in eHealth?



## Executive Order # 35

Governor Phil Bredesen Signed Executive Order # 35 on April 6, 2006 to establish the Governor's eHealth Council.

- The Council shall **advise** and support the State of Tennessee as it develops and implements an **overall strategy for the adoption and use of the electronic medical records** and create a plan to promote its use by all healthcare stakeholders.
- The **Council** shall **identify obstacles** to the implementation of an effective health information infrastructure and **provide recommendations to remove or minimize those obstacles**.
- The Council shall advise appropriate parties within State government on issues related to the development and implementation of the **health information infrastructure**.
- The Council shall use **best practices in minimizing and eliminating redundant efforts and duplicative initiatives**.

# eHealth Council Members



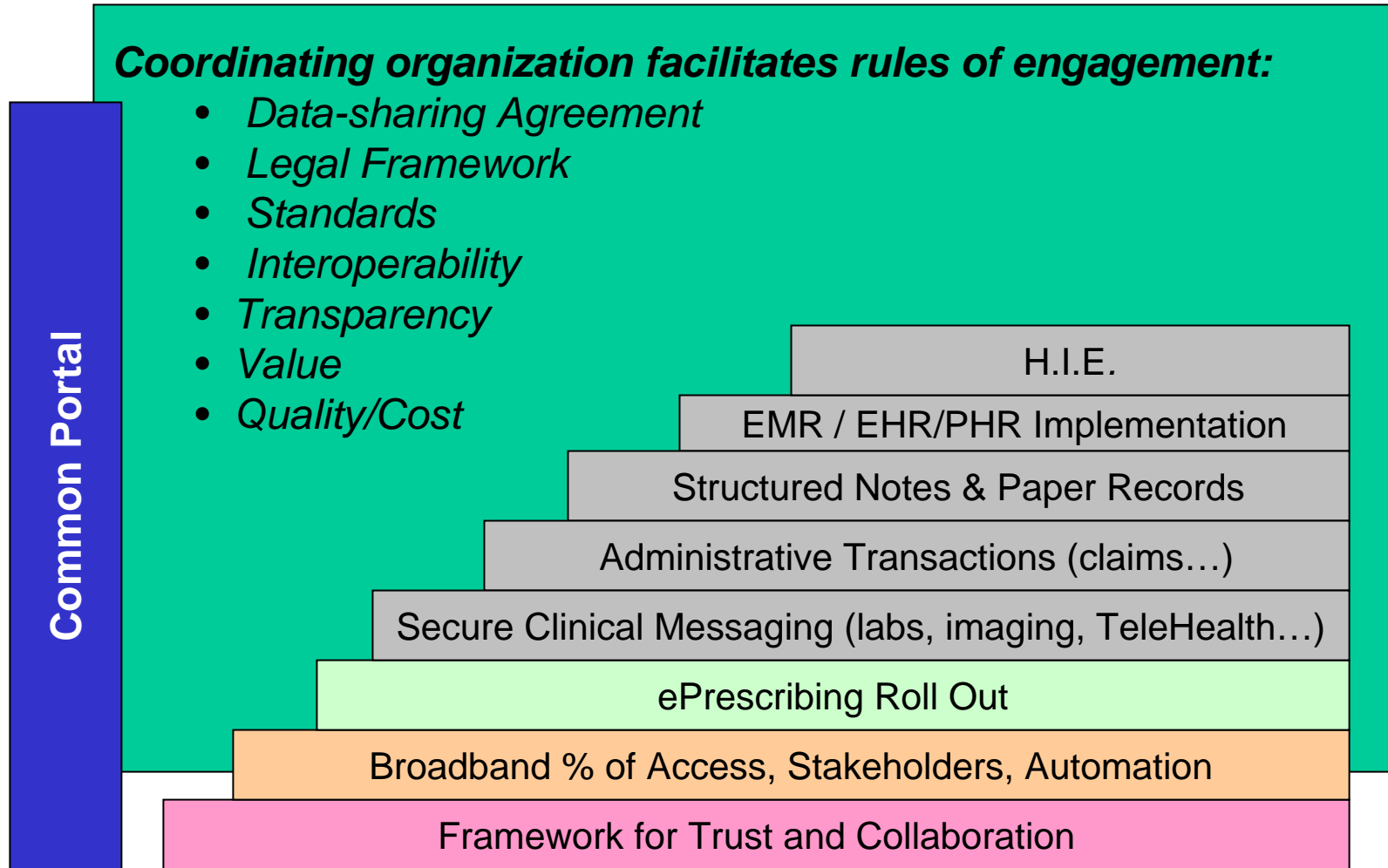
- CIGNA HealthCare
- Caremark Rx, Inc.
- Eastman Chemical Company
- FedEx Corporation
- SharedHealth
- CenterStone
- Dell
- Nissan North America
- HCA Healthcare
- BlueCross BlueShield of Tennessee
- Vanderbilt University Medical Center
- State of Tennessee, Bureau of TennCare
- The State RHIO organizations

# eHealth Council Focus



- ❑ To convene, facilitate and incubate regional stakeholders to use health information technology to improve the quality of care delivered by providing necessary information at the point of care.
- ❑ Patient data will only be available for treatment
- ❑ Focus on Tennessee's 95 counties - Urban and Rural
  - Secondary focus on contiguous states, especially contiguous counties

# eHealth Council Framework



**County-by-County Implementation that Progresses in Stages**

# Initiatives Underway



- ❑ Existing Health Information Exchanges
  - Shared Health
    - Statewide
    - Already includes more than 2.2 million people
  - MidSouth eHealth Alliance
    - Shelby, Tipton and Fayette counties
    - Already includes almost 1 million records
  - CareSpark
    - 7 counties in Upper East Tennessee and 7 counties in Virginia
    - Expected to go live by the end of 2007
  
- ❑ Emerging Initiatives for Health Information Exchange
  - TeleHealth
  - Department of Health
    - Wilson County pilot
  - Department of Mental Health

# Next Steps On The eHealth Road Map

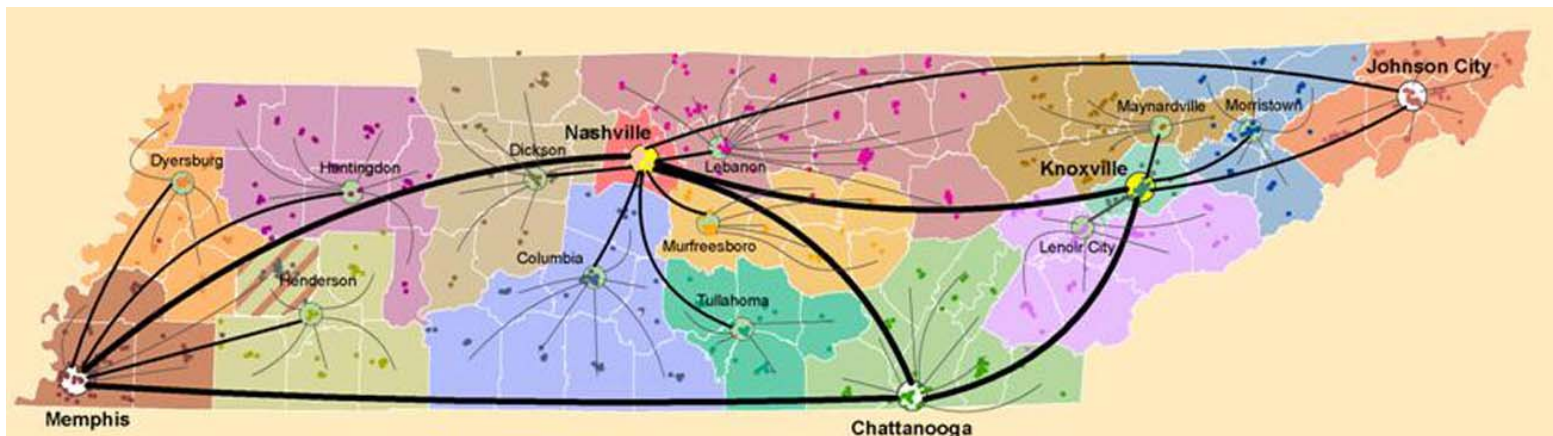


## ❑ Connectivity

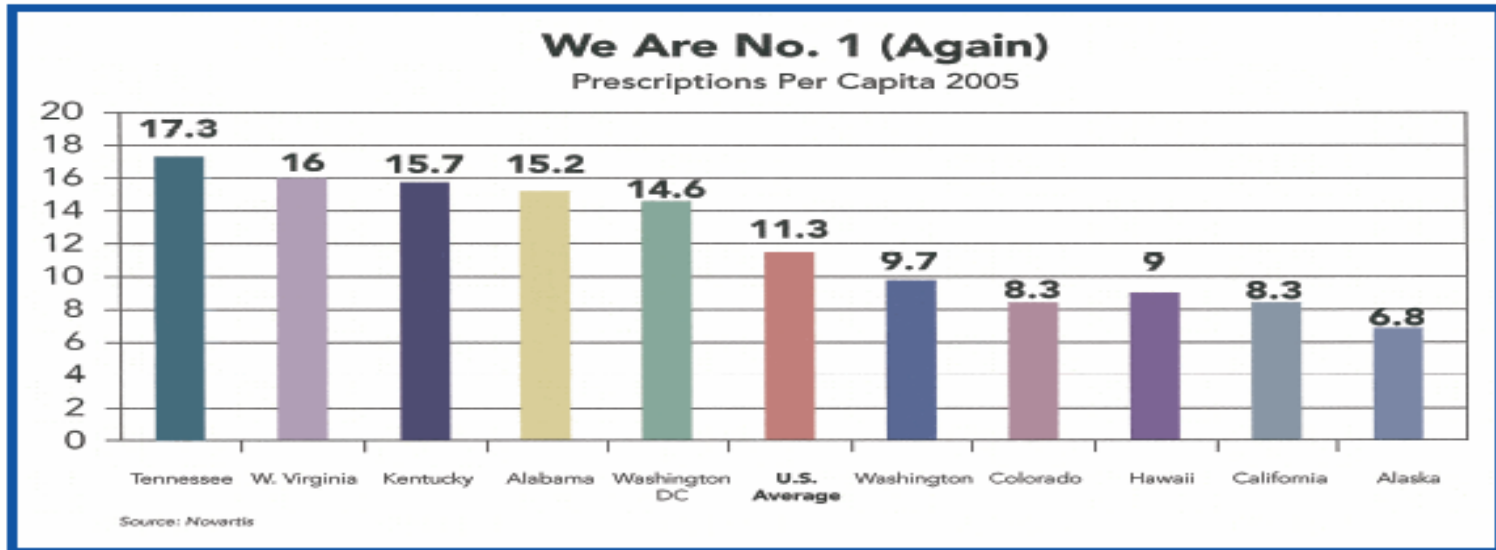
- Utilize existing TNII network to extend broadband connectivity to physicians across the state
  - Already private, secure network
  - Infrastructure already exists in every county
  - Makes broadband available to physicians at state negotiated rates'

## ❑ ePrescribing

- Currently designing pilot projects for each grand region



# TN Uses More Prescription Drugs Than Any Other State



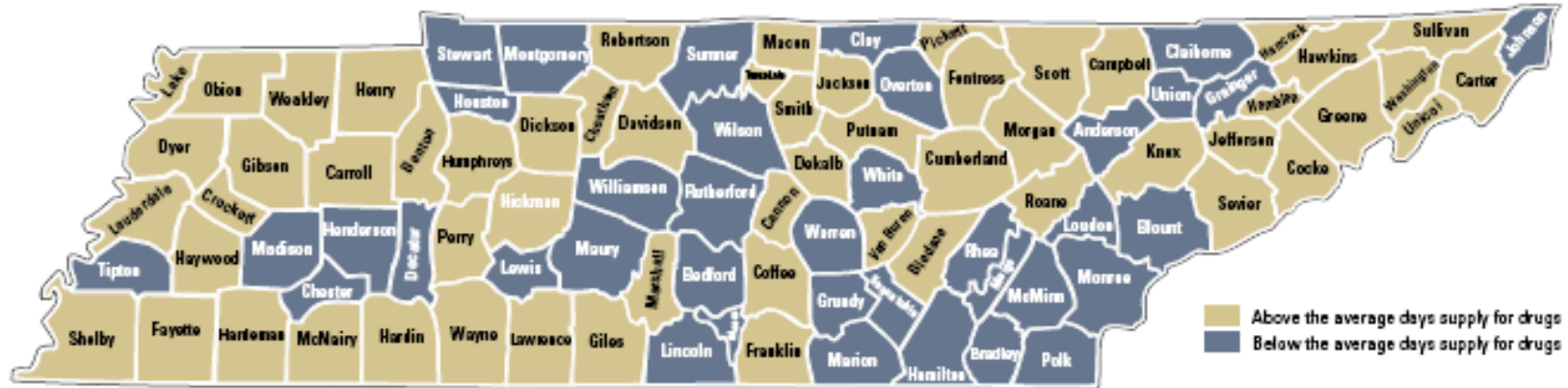
- Tennessee has the highest use per capita of prescription drugs at 17.3 prescriptions per person per year – 1.5 times the national average
- Tennessee is second highest in per capita prescription drug spending at \$1193 per person per year versus a national average of \$835 per person per year
- The use of these drugs has not made us any healthier – Tennessee is still ranked 47<sup>th</sup> in overall health status

# High Prescription Drug Use Has Consequences



- Consequences of high prescription drug use include medication errors, adverse effects, accidental poisoning, antibiotic resistance, and prescription abuse
  - Tennessee's accidental poisoning rate is 26% above the national average and cost about \$593 million in 2003
  - Tennessee has some of the highest rates of antibiotic resistance in the nation
  - Tennessee is among the top 5 states for use of prescription
  - Hydrocodone is the number one prescribed drug in Tennessee, making up almost 3% of all prescriptions

# TN Drug Snapshot: BCBST Commercial



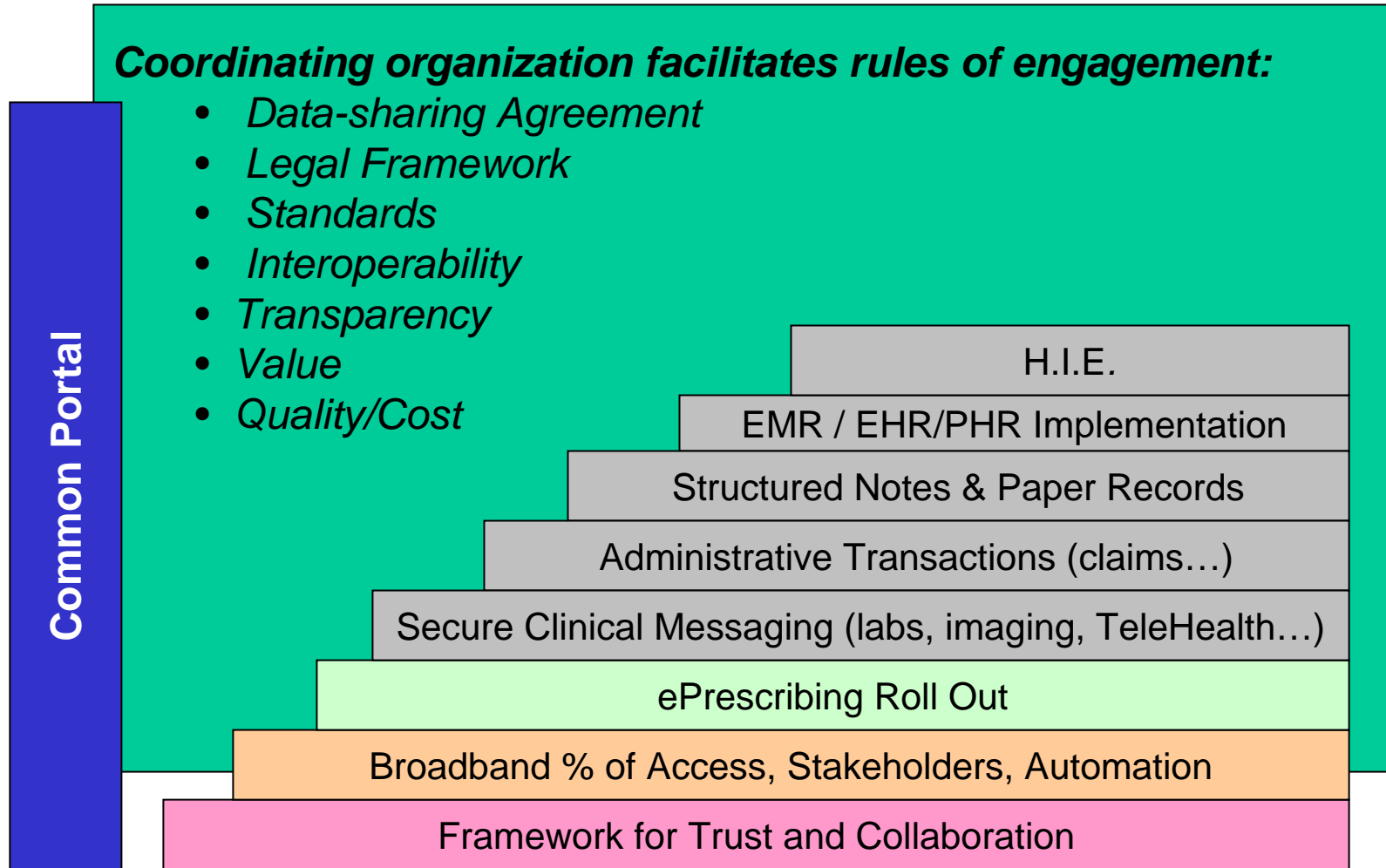
Source: BCBST commercial/population data

Region	Prescription Use Rate (Per Resident Per Year)
Memphis	13.0
Tri-Cities	12.7
Knoxville	11.9
Jackson	11.9
Nashville	11.8
Chattanooga	11.6
<b>State-wide</b>	<b>12.0</b>

Drug Name	Common Use	Percent of Total Prescription \$
HYDROCOD ONE	Narcotic/Pain	2.8%
LIPITOR	Cholesterol	1.8%
NEXIUM	GERD	1.6%
ALPRAZOLAM	Insomnia/Anxiety	1.5%
LEVOTHYROXIN ESODIUM	Low Thyroid	1.4%
LISINOPRIL	Blood Pressure/Heart	1.4%
ZYRTEC	Allergy	1.2%
HYDROCHLOROTHI AZIDE	Blood Pressure/Water pill	1.2%
AZITHROMYCIN	Antibiotic	1.1%
METFORMIN HCL	Diabetes	1.1%

\* Courtesy of Dr. Bruce Taffel

# eHealth Council Framework



**County-by-County Implementation that Progresses in Stages**

# Building the RHIN/NHIN



- ❑ Value/Business Case
- ❑ Standards
- ❑ Architecture
- ❑ State Role

